
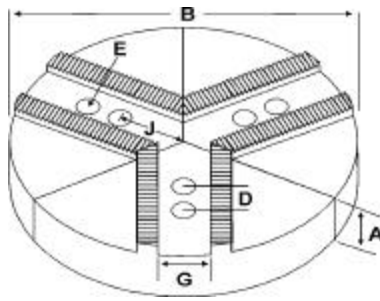


# ROUND JAWS- 1.5 mm x 60° Serrations

For Use On: Kitagawa, MMK, Howa, SMW Autoblok, Strong & Hitachi-Seiki Chucks



Group



- Round Jaws allow for complete gripping of workpiece.
- Oversized jaws available.
- Ideal for thin-walled or irregular shaped workpieces.
- Can be machined to fit workpiece.
- Available in Aluminum, Cast Iron & Steel.
- Made in the USA.



Group No.	Kitagawa	Chuck Size	Critical Dimensions			Hole to Front J	Pie Dia B	Hght Inch A	No. of Holes	ALUMINUM		CAST IRON		STEEL	
			Groove Width G	Screw Size E	Hole Space D					Part Number	Price Set Of 3	Part Number	Price Set Of 3	Part Number	Price Set Of 3
K1-08-15	B-04, BT-04, HOB-4	4	0.315 (8mm)	6mm	0.590 (15mm)	1.000	6	2.00	2	6-RKT-4200A	69.10	6-RKT-4200CI	89.60	6-RKT-4200S	161.92
								3.00	2	6-RKT-4300A	87.87	-	-	-	-
K1-10-14	BT-204,BT-205, B-204,B-205	4	0.394 (10mm)	8mm	0.551 (14mm)	1.000	6	2.00	2	6-RKT-4205A	69.10	6-RKT-4205CI	89.60	6-RKT-4205S	161.92
								4.00	2	6-RKT-4405A*	138.20	-	-	-	-
K1-10-18	B-05,BT-05	5	0.394 (10mm)	8mm	0.713 (18mm)	1.250	6	2.00	2	6-RKT-5203A	62.62	6-RKT-5203CI	89.60	6-RKT-5203S	161.22
K1-10-19	HJ-5, HJA-4, N-05, NT-05	5	0.394 (10mm)	8mm	0.748 (19mm)	1.250	6	2.00	2	6-RKT-5200A	66.99	6-RKT-5200CI	89.60	6-RKT-5200S	161.92
								3.00	2	6-RKT-5300A	94.14	6-RKT-5300CI	140.79	6-RKT-5300S	206.08

7 Round Jaw Material: ALUMINUM-6061-T6 Bar Stock, CAST IRON-Gray, STEEL-1018  
 For "Pointed" Soft Jaws, please substitute "P" for "F" in the part number. Example: KT-4100AF will be KT-4100AP  
 For complete list of applicable chucks, see pages 54-66.  
 \* denotes non-stock item. Please allow 1 week manufacturing time.

## How To Order Soft Jaws, Round Jaws, Hard Jaws and Jaw Nuts

### A) Using the "Critical Dimensions" Method:

1. Identify the type of jaw from the pictures below.
2. Find the proper chuck size on the left side of the table.
3. Check your **Critical Dimensions** against the table. Make sure that they match your requirements.
4. Choose your desired jaw height ("A" dimension).
5. Choose the material you require. (Aluminum, Steel, Cast Iron)
6. Use the Part Number shown on the right end of the table. Jaws are sold in sets of 3 pieces.
7. *Part Numbers are for Flat Nose Jaws.* If you would like your jaws to be pointed, replace the "F" on the end of the part number with a "P". **Example:** KT-6200F will be KT-6200P. There is an additional charge for pointing.
8. If you cannot find the jaws you are looking for or you require special jaws, please call us so that you may fill out a special jaw order form.

B) If you know your chuck make and model, see pages 54-66 for our extensive Jaw Finder.

C) Call your distributor- we can convert any jaw supplier part number.

<p><b>1.5 mm X 60° Serrations</b></p>	<p><b>3 mm X 60° Serrations</b></p>	<p><b>1/16" X 90° Serrations</b></p>	<p><b>1</b></p> <p><b>18" ROUND JAWS</b>  <b>Now Available In Solid Aluminum!</b>                  For an additional \$50.00, any 18" round jaw can be upgraded to solid aluminum. Simply add an "E" to the end of the part number.                  Ex: RTG-18250A becomes RTG-18250AE</p>
<p><b>Tongue &amp; Groove</b></p>	<p><b>Square Serrations Key</b></p>	<p><b>Acme Serrations Key</b></p>	

Call Us Today For All Of Your Machine Tool Needs!

# SOFT JAWS- 1.5 mm x 60° Serrations

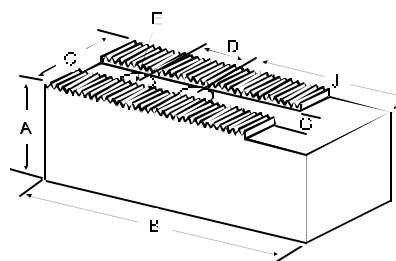
C

For Use On: Kitagawa, MMK, Howa, SMW Autoblok, Strong & Hitachi-Seiki Chucks



Group

K1



- Supplies maximum concentricity on finish turning operations.
- Can be bored or turned to fit workpiece.
- Steel jaws can be hardened.
- Available pointed for smaller diameter parts.
- Special orders available
- Available in Aluminum, Steel & Aircraft Aluminum.



**QUANTITY DISCOUNTS!**  
Order **5 SETS OR MORE** of the same part number soft jaws and receive a **5% DISCOUNT!**

Soft, Round & Hard Jaws

5C, 16C, CHICK Collet Chucks

Precision ER Collets Coolant & Tapping

Drill Chucks Tapping Equip

Spade Drills HSS/Carbide Inserts

Carbide Tools Micro 100

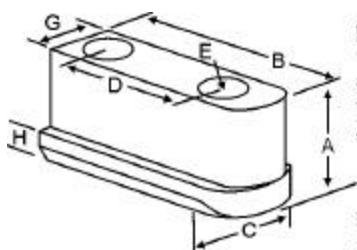
Knurling Tools Bandsaw Blades

Flat Stock/Drill Rod Tooling Components

Group No.	Chuck Size	Critical Dimensions				Hole to Front J	Width Inch C	Length Inch B	Hght Inch A	No. of Holes	ALUMINUM		STEEL	
		Groove Width G	Screw Size E	Hole Space D	FLAT END Part Number						Price Set Of 3	FLAT END Part Number	Price Set Of 3	
<b>K1-08-15</b>	4	0.315 (8mm)	6mm	0.590 (15mm)	1.000	0.750	2.000	1.000	2	KT-4100AF	30.84	KT-4100F	33.36	
B-04,BT-04								2.000	2	KT-4200AF	37.94	KT-4200F	40.94	
<b>K1-10-12</b>	4	0.394 (10mm)	6mm	0.470 (12mm)	1.000	0.750	2.000	1.000	2	KT-4103AF	30.84	KT-4103F	33.36	
								2.000	2	KT-4203AF	37.94	KT-4203F	40.94	
<b>K1-10-14</b>	4	0.394 (10mm)	8mm	0.551 (14mm)	1.000	1.000	2.000	1.000	2	KT-4105AF	30.43	KT-4105F	32.88	
B-204,B-205								2.000	2	KT-4205AF	38.01	KT-4205F	40.94	
<b>K1-10-18</b>	5	0.394 (10mm)	8mm	0.713 (18mm)	1.250	1.000	2.375	1.500	2	KT-5153AF	30.99	KT-5153F	33.36	
B-05, BT-05, HOB-5 HOBT-5								2.000	2	KT-5203AF	39.46	KT-5203F	42.46	
								2.500	2	KT-5253AF	46.12	KT-5253F	50.04	
								3.000	2	KT-5303AF	53.82	KT-5303F	57.63	
								4.000	2	KT-5403AF	63.85	KT-5403F	68.23	
	1.900	1.250	3.000	3.000	2	KT-5303AFL*	67.84	KT-5303FL*	73.60					
<b>K1-10-19</b>	5	0.394 (10mm)	8mm	0.748 (19mm)	1.250	1.000	2.375	1.500	2	KT-5150AF	30.99	KT-5150F	33.36	
N-05, NT-05								2.500	2	KT-5250AF	38.13	KT-5250F	40.94	
								3.000	2	KT-5300AF	53.82	KT-5300F	57.63	
<b>K1-11-17</b>	5	0.433 (11mm)	8mm	0.669 (17mm)	1.270	1.000	2.375	1.500	2	NK-5150AF*	30.99	NK-5150F*	33.36	
Nikko 5"								2.000	2	NK-5200AF*	39.46	NK-5200F*	42.46	

For "Pointed" Soft Jaws, please substitute "P" for "F" in the part number. Example: KT-4100AF will be KT-4100AP. Add \$3.25 For Pointed Jaws  
Soft Jaw Material: ALUMINUM-6061-T6 Bar Stock, STEEL-1018 or 1050, "B" JAWS-7075-T6 Aircraft Aluminum  
For complete list of applicable chucks, see pages 54-66. \* denotes non-stock item. Please allow 1 week manufacturing time.

## JAW NUTS & SCREWS



**FREE SCREWS!**  
2 High Grade Socket Head Cap Screws Provided With Each Jaw Nut!

MADE IN THE USA



Kitagawa	MMK Matsumoto	Chuck Size	Critical Dimensions							2 Screws Included With Each Jaw Nut			
			Heel Height H	Groove Width G	Screw Size Pitch & Length E	Hole Space D	Hght Inch A	Width Inch C	Length Inch B	Jaw Nut Part Number	Price Each	Screw Part Number	Price Each
B-04,BT-04, HOB-4		4	0.220	0.312 (8mm)	M6-1.00x25mm	0.590 (15mm)	0.531	0.453	0.965	KT-40JN	29.44	M0610025	1.25
NL-04,AS-04, AT-04,HJ-4, N-04,NT-04	H-4(HPC), H4(NAK), H-4-21,HH-4	4	0.220	0.392 (10mm)	M8-1.25x30mm	0.551 (14mm)	0.710	0.590	1.030	KT-45JN	29.44	M0812530	1.25
HOBT-5 B-05, BT-05,HOB-5		5	0.220	0.392 (10mm)	M8-1.25x25mm	0.713 (18mm)	0.612	0.550	1.180	KT-53JN	29.44	M0812525	1.25
HJ-5,N-05, NT-05		4	0.220	0.392 (10mm)	M8-1.25x25mm	0.748 (19mm)	0.612	0.550	1.180	KT-50JN	29.44	M0812525	1.25

For Jaw Nuts Without Screws, Please See Page 45.

Call Us Or Visit Our Website For Our Complete Selection!

2005-06 Product Catalog

11