

# ROUND JAWS- 3.0 mm x 60° Serrations

For Use On: MMK Matsumoto, Howa & Other Chucks

Chuck Jaws  
Jaw Nuts

Power Chucks  
KURT Vises

Retention Knobs  
ER,DA,TG,AF Collets


Balanced Toolholders  
VDI/Lathe Bushings

Indexable Drills  
Turning & Boring

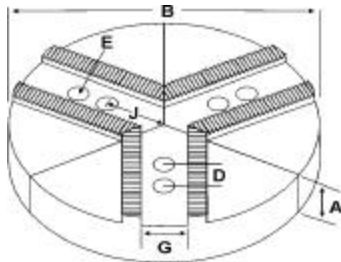
Endmills  
Carbide & HSS

Drills & Taps  
Reamers/Broaches

Measuring Tools  
Abrasives



Group



**WARNING!**  
Make sure that you are looking for jaws with **3.0mm x 60°** serrations. Jaws using **1.5mm x 60°** serrations can be found on pages **10-21**.

- Round Jaws allow for complete gripping of workpiece.
- Oversized jaws available.
- Ideal for thin-walled or irregular shaped workpieces.
- Can be machined to fit workpiece.
- Available in Aluminum, Cast Iron & Steel.
- Made in the USA.
- Max. length of serrations: 5.75"



**18" ROUND JAWS**  
**Now Available In Solid Aluminum!**  
For an additional \$50.00, any 18" round jaw can be upgraded to solid aluminum. Simply add an "E" to the end of the part number.  
Ex: RK3-18250A becomes RK3-18250AE

Group No.	Chuck Size	Critical Dimensions				Pie Dia B	Hght Inch A	No. of Holes	ALUMINUM		CAST IRON						
		Groove Width G	Screw Size E	Hole Space D	Hole to Front J				Part Number	Price Set Of 3	Part Number	Price Set Of 3					
K3-21-40	15	0.827 (21mm)	16mm	1.575 (40mm)	3.187	15	2.50	2	RH3-15258A	392.31	RH3-15258CI	447.98					
HO15M15																	
K3-22-50	15 - 18	0.866 (22mm)	20mm	1.969 (50mm)	3.750	15	2.50	2	RM3-15250A	392.31	RM3-15250CI	447.98					
MMK HA11-15, HA11-18, HA8-15, HH11-15, HH-15, HH-18, ZA11-15, ZA11-18, ZA15-18, ZA8-15																	
KITAGAWA B-21, B-24, B-530, B-600, HJ-450, HJ-530, HJ-610						18	2.50	2	18-RM3-15250A	499.54	-	-					
									18-RM3-15400A	674.80	-	-					
						21	2.50	2	21-RM3-15250A	719.47	-	-					
									21-RM3-15400A	899.87	-	-					
						24	2.50	2	24-RM3-15250A	867.50	-	-					
									24-RM3-15400A*	1252.35	-	-					
						18 - 21	0.984 (25mm)	20mm	2.360 (60mm)	4.000	15	4.00	2	15-RK3-21400A	481.98	-	-
														RK3-18250A	499.84	-	-
18	4.00	2	RK3-18400A	674.80	-						-						
			21	2.50	2						RK3-21250A	719.47	-	-			
24	4.00	2									RK3-21400A	899.87	-	-			
			24-RK3-21250A	867.50	-						-						
24-RK3-21400A	1252.35	-	-														
K3-25-80	24	0.984 (25mm)	20mm	3.150 (80mm)	3.850	24	2.50	2	RK3-24250A	867.50	-	-					
UVE-750AR							4.00	2	RK3-24400A	1252.35	-	-					
K3-26-42	15	1.023 (26mm)	20mm	1.656 (42mm)	3.437	15	2.50	2	RH3-15254A	392.31	RH3-15254CI	447.98					
HO27M15																	
K3-26-50	18 - 20	1.023 (26mm)	20mm	1.969 (50mm)	3.437	15	2.50	2	RH3-15250A	392.31	RH3-15250CI	447.98					
HO1MA15																	
										24	2.50	2	24-RH3-15250A*	867.50	-	-	

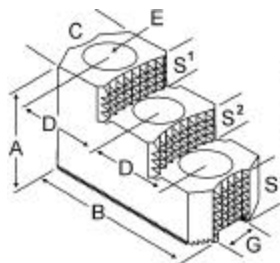
Round Jaw Material: ALUMINUM-6061-T6 Bar Stock, CAST IRON-Gray, STEEL-1018. 18" & Larger- Aluminum Casting T6

For complete list of applicable chucks, see pages 54-66..

\* denotes non-stock item. Please allow 1 week manufacturing time.

## HARD JAWS

**WARNING!**  
Make sure that you are looking for jaws with **3.0mm x 60°** serrations. Jaws using **1.5mm x 60°** serrations can be found on pages **10-21**.



- Designed for first operation roughing, standard runout between 0.005-0.010
- 1 & 2 step jaws available.
- Reversible-suitable for OD & ID workholding.
- OEM Style have ground tips and provide improved runout.
- Extra Bite have conical teeth for extra gripping power and black oxide for long life. Made in the USA.



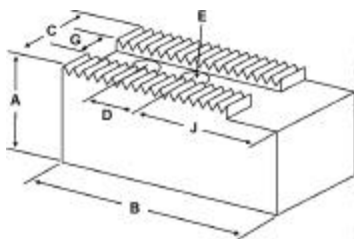
Group No.	MMK Matsumoto	Howa	Chuck Size	Critical Dimensions											Part Number	Price Set Of 3
				Groove Width G	Screw Size E	Hole Space D	Width Inch C	Length Inch B	Hght Inch A	No. of Holes	No. of Steps	Step Height S1	Step Height S2	Step Height S3		
K3-22-50	H-15,H-18, H-18-162,		15	0.866 (22mm)	20mm	1.969 (50mm)	2.50	6.500	3.469	3	2	0.950	0.950	0.950	M3-150HJ2	936.68
K3-25-49			18 - 24	0.984 (25mm)	20mm	1.907 (48.5mm)	2.50	6.500	3.469	3	2	0.950	0.950	1.569	K3-240HJ2	793.80
K3-26-50		HO1MA15	15 - 20	1.022 (26mm)	20mm	1.969 (50mm)	2.50	6.500	3.469	3	2	0.950	0.950	1.569	H3-150HJ2	1057.25

Call Us Today For All Of Your Machine Tool Needs!

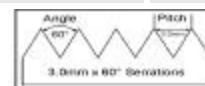
# SOFT JAWS- 3.0 mm x 60° Serrations

C

For Use On: MMK Matsumoto, Howa & Other Chucks



**WARNING!**  
Make sure that you are looking for jaws with **3.0mm x 60°** serrations. Jaws using **1.5mm x 60°** serrations can be found on pages **10-21**.



Group  
**K3**

**QUANTITY DISCOUNTS!**  
Order **5 SETS OR MORE** of the same part number soft jaws and receive a **5% DISCOUNT!**

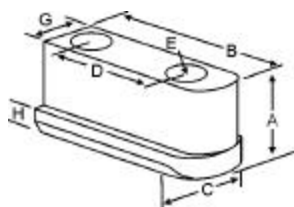
Group No.	Chuck Size	Critical Dimensions			Hole to Front J	Width Inch C	Length Inch B	Hght Inch A	No. of Holes	ALUMINUM		STEEL	
		Groove Width G	Screw Size E	Hole Space D						FLAT END Part Number	Price Set Of 3	FLAT END Part Number	Price Set Of 3
<b>K3-21-40</b>	15	0.827 (21mm)	16mm	1.575 (40mm)	3.187	2.000	6.000	2.50	2	H3-15258AF	93.73	H3-15258F	99.51
HO15M15,H O22M12								4.00	2	H3-15408AF*	117.05	H3-15408F*	122.46
								4.50	2	H3-15458AF	116.09	H3-15458F	122.46
<b>K3-22-50</b>	15 - 18	0.866 (22mm)	20mm	1.969 (50mm)	3.187	2.500	6.250	2.50	2	M3-15250AF	104.20	M3-15250F	110.23
MMK H-18-162, HA11-15, HA11-18, HA8-15								3.00	2	M3-15300AF	108.95	M3-15300F	114.82
								4.00	2	M3-15400AF	131.17	M3-15400F	137.78
								5.00	2	M3-15500AF	208.71	M3-15500F	220.84
								6.00	2	M3-15600AF	264.29	M3-15600F	255.85
<b>K3-25-51</b>	18 - 21	0.984 (25mm)	20mm	2.000 (51mm)	5.430	2.50	8.500	4.00	2	K3-21403AF*	156.03	K3-21403F*	169.28
<b>K3-25-60</b>	18 - 21	0.984 (25mm)	20mm	2.360 (60mm)	3.070	2.500	7.000	2.50	2	K3-21250AF	114.17	K3-21250F	120.72
KITAGAWA B-21, B-24								4.00	2	K3-21400AF	137.64	K3-21400F	144.26
								6.00	2	K3-21600AF	283.68	K3-21600F	250.24
<b>K3-25-80</b>	24	0.984 (25mm)	20mm	3.150 (80mm)	3.850	3.000	8.500	2.50	2	K3-24250AF	221.34	K3-24250F	235.52
UVE-800LB								4.00	2	K3-24400AF	291.73	K3-24400F	309.11
<b>K3-26-42</b>	15	1.023 (26mm)	20mm	1.656 (42mm)	2.687	2.000	5.750	2.50	2	H3-15254AF	79.53	H3-15254F	84.19
HO27M15								4.00	2	H3-15404AF	101.86	H3-15404F	107.17
<b>K3-26-50</b>	18 - 20	1.023 (26mm)	20mm	1.969 (50mm)	3.187	2.500	6.250	2.50	2	H3-15250AF	104.20	H3-15250F	110.23
HOWA HO1MA15								4.00	2	H3-15400AF	131.17	H3-15400F	137.78
								5.00	2	H3-15500AF	181.57	H3-15500F	191.36

For "Pointed" Soft Jaws, please substitute "P" for "F" in the part number. Example: H3-15258AF will be H3-15258AP. Pointed Jaws Add \$6.50.

Soft Jaw Material: ALUMINUM-6061-T6 Bar Stock, STEEL-1018, "B" JAWS-7075-T6 Aircraft Aluminum

For complete list of applicable chucks, see pages 54-66. \* denotes non-stock item. Please allow 1 week manufacturing time.

## JAW NUTS & SCREWS



**FREE SCREWS!**  
2 High Grade Socket Head Cap Screws Provided With Each Jaw Nut!



Chuck Size	Kitagawa	MMK Matsumoto	Critical Dimensions						2 Screws Included With Each Jaw Nut				
			Heel Height H	Groove Width G	Screw Size E	Hole Space D	Hght Inch A	Width Inch C	Length Inch B	Jaw Nut Part Number	Price Each	Screw Part Number	Price Each
15	-	HO15M15, HO7MA15	0.413	0.826 (21mm)	M16-2.00 x 40mm	1.575 (40mm)	1.141	1.000	2.560	H3-158JN	39.75	M1620040	1.50
18 - 24	B-21, B-24, B-306	-	0.748	0.984 (25mm)	M20-2.50 x 50mm	2.362 (60mm)	1.772	1.476	3.543	KT-240JN	53.28	M2025050	2.50
21-24	-	-	0.748	0.984 (25mm)	M20-2.50 x 50mm	T-Nut	1.772	1.476	1.811	KT-210JN	43.46	M2025050	2.50
15	-	HO27M15	0.669	1.022 (26mm)	M20-2.50 x 50mm	1.654 (42mm)	1.570	1.339	2.750	H3-154JN	39.75	M2025050	2.50
18 - 20	-	-	0.669	1.022 (26mm)	M20-2.50 x 50mm	1.968 (50mm)	1.575	1.339	3.250	H3-150JN	56.30	M2025050	2.50

Call Us Or Visit Our Website For Our Complete Selection!

2005-06 Product Catalog

25

Soft, Round & Hard Jaws

5C, 16C, CHICK Collet Chucks

Precision ER Collets Coolant & Tapping

Drill Chucks Tapping Equip

Spade Drills HSS/Carbide Inserts

Carbide Tools Micro 100

Knurling Tools Bandsaw Blades

Flat Stock/Drill Rod Tooling Components