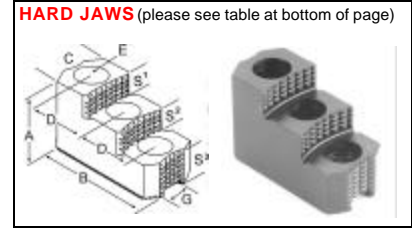
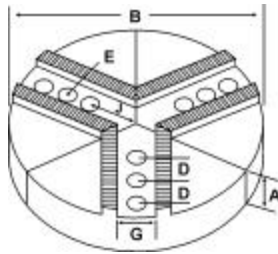
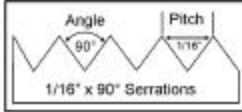


# ROUND JAWS- 1/16" x 90° Serrations

For Use On: SMW Autoblok, Rohm, Pratt Burnerd & Other Chucks



Group

11



• Max. length of serrations: 5.75"

Group No.	Chuck Size	Critical Dimensions			Hole to Front J	Pie Dia B	Hght Inch A	No. of Holes	ALUMINUM		CAST IRON		STEEL			
		Groove Width G	Screw Size E	Hole Space D					Part Number	Price Set Of 3	Part Number	Price Set Of 3	Part Number	Price Set Of 3		
I1-71-98	10-12	0.710	12mm	0.984		8	2.00	2	RPH-12202A	177.32	-	-	-	-		
							4.00	2	RPH-12402A	351.98	-	-	-	-		
I1-78-118	10 to 12	0.787 (20mm)	1/2	1.187 (30.16mm)	1.913	8	2.00	2	8-RPH-10200A*	103.98	-	-	-	-		
						10	2.00	3	RPH-10200A	125.94	RPH-10200CI	172.80	RPH-10200S	338.55		
							2.50	3	RPH-10250A	175.31	-	-	-	-		
							4.00	3	RPH-10400A	193.86	RPH-10400CI	307.19	-	-		
							18	2.50	3	18-RPH-10250A*	499.84	-	-	-		
							12	2.00	3	12-RPH-10200A	177.32	12-RPH-10200CI	255.99	-	-	
							2.50	3	12-RPH-10250A	186.73	-	-	-	-		
							5.00	3	12-RPH-10500A	392.41	-	-	-	-		
I1-82-112	11 to 12	0.827 (21mm)	5/8	1.125 (28.5mm)	3.630	12	2.00	2	RPH-11200A*	177.32	RPH-11200CI	255.99	-	-		
							4.00	2	RPH-11400A*	332.26	-	-	-	-		
I1-82-117	10 to 12	0.827 (21mm)	1/2	1.187 (30mm)	1.855	10	2.00	3	10-RPH-12200A	136.45	10-RPH-12200CI	255.99	-	-		
							4.00	3	10-RPH-12400A	210.47	-	-	-	-		
							2.875	12	2.50	2	RSM-12250A	220.64	-	-	-	-
									4.00	2	RSM-12400A	351.92	-	-	-	-
							2.900	12	2.00	3	RPH-12200A	177.32	RPH-12200CI	255.99	-	-
									2.50	3	RPH-12250A	186.73	-	-	-	-
I1-82-118	8 to 12	0.827 (21mm)	5/8	1.187 (30mm)	1.963	8	2.00	2	RPH-8205A*	103.98	RPH-8205CI	115.20	RPH-8205S	235.52		
							4.00	2	RPH-8405A*	145.57	-	-	-	RPH-8405S	382.71	
							2.875	12	2.00	2	RAT-12200A	177.32	RAT-12200CI	255.99	-	-
									2.50	2	RAT-12250A	220.64	-	-	-	-
				4.00	2	RAT-12400A	351.92	-	-	-	-					
I1-82-156	14 to 18	0.827 (21mm)	5/8	1.562 (39.5mm)	2.875	15	2.50	3	RPH-15250A	392.31	RPH-15250CI	447.98	-	-		
							4.00	3	RPH-15400A	481.98	-	-	-	-		
							18	2.50	3	18-RPH-15250A	499.84	-	-	-	-	
									2.50	3	RPH-18250A	499.84	-	-	-	-
									4.00	3	RPH-18400A	674.80	-	-	-	-
							24	2.50	3	24-RPH-18250A	867.50	-	-	-	-	
				4.00	3	24-RPH-18400A	1252.35	-	-	-	-					
I1-100-137	14 to 15	1.003 (25.5mm)	3/4	1.375 (35mm)	3.500	15	2.00	3	RPH-15210A*	165.77	-	-	-	-		
							4.00	3	RPH-15410A*	237.74	-	-	-	-		
I1-118-197	18	1.181 (30mm)	3/4	1.970 (50mm)	4.060	18	3.00	3	RPH-18300A*	228.48	-	-	-	-		
							4.00	3	RPH-18400A*	674.80	-	-	-	-		

Round Jaw Material: ALUMINUM-6061-T6 Bar Stock, CAST IRON-Gray, STEEL-1018. 18" & Larger - Aluminum Casting T6  
For complete list of applicable chucks, see pages 54-66. \* denotes non-stock item. Please allow 1 week manufacturing time.

## HARD JAWS

Designed for first operation roughing, standard runout between 0.005-0.010

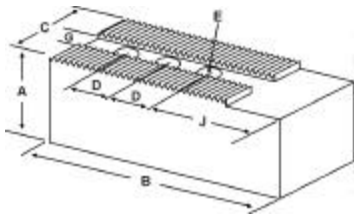
Group No.	Pratt Burnerd PBA	Chuck Size	Critical Dimensions			Hght Inch A	Length Inch B	Width Inch C	No. of Holes	No. of Steps	Step Height S1	Step Height S2	Step Height S3	Part Number	Price Set Of 3
			Groove Width G	Screw Size E	Hole Space D										
I1-78-118	15	10 - 12	0.788 (20mm)	1/2	1.181 (30mm)	2.469	4.250	1.75	3	2	0.650	0.65	1.169	PH-100HJ2	555.66
I1-82-117	-	10 - 12	0.827 (21mm)	1/2	1.181 (30mm)	2.469	4.875	1.75	3	2	0.650	0.650	1.169	PH-120HJ2	538.51
I1-82-156	-	14 - 18	0.827 (21mm)	5/8	1.563 (39.5mm)	2.469	4.875	1.75	3	2	0.650	0.650	1.169	PH-150HJ2	841.43

Call Us Today For All Of Your Machine Tool Needs!

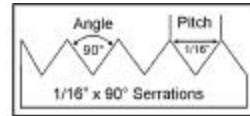
# SOFT JAWS- 1/16" x 90° Serrations

C

For Use On: SMW Autoblok, Rohm, Pratt Burnerd & Other Chucks



**QUANTITY DISCOUNTS!**  
Order **5 SETS OR MORE** of the same part number soft jaws and receive a **5% DISCOUNT!**



Group

11

Soft, Round & Hard Jaws

5C, 16C, CHICK Collet Chucks

Precision ER Collets Coolant & Tapping

Drill Chucks Tapping Equip

Spade Drills HSS/Carbide Inserts

Carbide Tools Micro 100

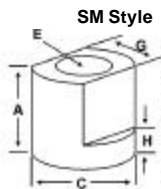
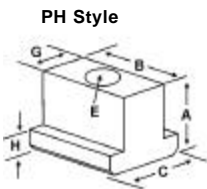
Knurling Tools Bandsaw Blades

Flat Stock/Drill Rod Tooling Components

Group No.	Chuck Size	Critical Dimensions			Hole to Front J	Width Inch C	Length Inch B	Hght Inch A	No. of Holes	ALUMINUM		STEEL	
		Groove Width G	Screw Size E	Hole Space D						FLAT END Part Number	Price Set Of 3	FLAT END Part Number	Price Set Of 3
I1-78-118	10 - 12	0.787 (20mm)	1/2	1.187 (30mm)	2.250	1.75	5.250	2.50	3	PH-10250AF	64.06	PH-10250F	55.94
4.00								3	PH-10400AF	94.17	PH-10400F	77.11	
2.50								3	PH-10252AF	68.32	PH-10252F	63.09	
I1-82-102	10-12	0.826	16mm	1.102	2.460	1.75	4.750	2.00	2	PB-12200AF	58.47	PB-12200F	52.70
I1-82-112	11 - 12	0.827 (21mm)	5/8	1.125 (28.5mm)	2.440	2.00	4.750	3.00	2	PH-11300AF*	72.82	PH-11300F*	46.08
5.750								2	PH-11307AF*	79.15	PH-11307F*	52.66	
I1-82-117	10 - 12	0.827 (21mm)	1/2	1.187 (30mm)	2.250	1.75	5.250	2.50	3	PH-12250AF	53.11	PH-12250F	55.94
4.00								3	PH-12400AF	74.01	PH-12400F	77.63	
2.50								2	SM-12250AF	72.31	SM-12250F	76.56	
I1-82-118	8 - 12	0.827 (21mm)	5/8	1.187 (30mm)	1.963	1.50	3.750	2.00	2	PH-8205AF	46.89	PH-8205F	50.05
4.00								2	PH-8405AF	62.57	PH-8405F	66.25	
2.50								2	AT-12250AF	72.31	AT-12250F	76.56	
4.00								2	AT-12400AF	101.58	AT-12400F	107.17	
I1-82-125	10 - 13	0.827 (21mm)	5/8	1.250 (32mm)	2.130	1.75	4.000	2.25	2	PB-10250AF*	47.83	PB-10250F	63.12
2.630								2	PB-12250AF*	59.24	PB-12250F	76.56	
I1-82-156	14 - 18	0.827 (21mm)	5/8	1.562 (39.5mm)	2.875	2.00	6.750	2.50	3	PH-15250AF	86.92	PH-15250F	91.85
4.00								3	PH-15400AF	109.43	PH-15400F	114.82	
2.50								3	PH-16250AF	104.58	PH-16250F	88.32	
4.00								3	PH-16400AF	133.40	PH-16400F	117.76	
I1-100-137	14 - 15	1.003 (25.5mm)	20mm	1.375 (35mm)	2.940	2.25	5.500	3.50	2	PH-15351AF*	85.66	PH-15351F*	65.01
6.250								2	PH-153517AF*	97.35	PH-153517F*	74.30	
I1-100-175	16	1.000 (25.5mm)	3/4	1.750 (44.5mm)	3.500	2.00	6.000	3.00	2	PB-16300AF*	90.93	PB-16300F*	73.92
I1-118-197	18	1.181 (30mm)	20mm	1.970 (50mm)	3.310	2.50	8.000	3.00	3	PH-18300AF*	140.97	PH-18300F*	148.35
5.00								3	PH-18500AF*	246.80	PH-18500F*	259.72	

For "Pointed" Soft Jaws, please substitute "P" for "F" in the part number. Example: PH-10250AF will be PH-10250AP.  
Pointed Jaws: Up to 10" add \$3.25, 12" & over add \$6.50.  
Soft Jaw Material: ALUMINUM-6061-T6 Bar Stock, STEEL-1018, "B" JAWS-7075-T6 Aircraft Aluminum  
For complete list of applicable chucks, see pages 54-66. \* denotes non-stock item. Please allow 1 week manufacturing time.

## TEE NUTS & SCREWS



PH Style

SM Style



Chuck Size	Critical Dimensions						1 Free Screw Included With Each Tee Nut			
	Heel Height H	Groove Width G	Screw Size E	Hght Inch A	Width Inch C	Length Inch B	Tee Nut Part Number	Price Each	Screw Part Number	Price Each
11 - 18	0.325	0.785 (20mm)	1/2"-13 x 1.50"	0.850	1.000	1.000	PH-100TN	17.07	S1/213150	1.50
10 - 12	0.425	0.825 (21mm)	1/2"-13 x 1.50"	1.168	-	1.100	SM-120TN	19.51	S1/213150	1.50
11 - 18	0.430	0.827 (21mm)	5/8"-11 x 1.50"	1.000	1.000	1.115	PH-150TN	19.51	S5/811150	2.50



Call Us Or Visit Our Website For Our Complete Selection!