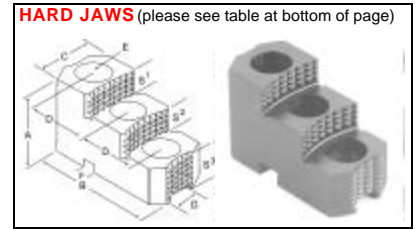
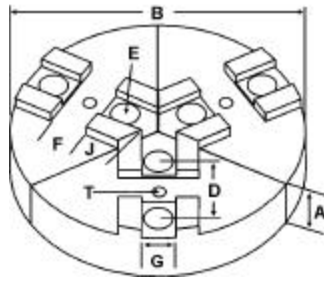


ROUND JAWS- Square Serrated Key Type

For Use On: S.P., Pratt Burnerd, Warner & Swasey & Other Chucks



Group



HARD JAWS (please see table at bottom of page)

Power Chucks
KURT Vises

Retention Knobs
ER,DA,TG,AF Collets

Balanced Toolholders
VD/Lathe Bushings

Indexable Drills
Turning & Boring

Group No.	Chuck Size	Tap Hole T	Key to Front J	Critical Dimensions				Pie Dia B	Hght Inch A	ALUMINUM		CAST IRON		STEEL	
				Groove Width G	Key Width F	Screw Size E	Hole Space D			Part Number	Price Set Of 3	Part Number	Price Set Of 3	Part Number	Price Set Of 3
SI-07-5/16-16	6	NONE	1.40	0.738	0.377	5/16	1.688	6	2.00	RSP-6200A*	69.10	RSP-6200CI*	89.60	-	-
									4.00	RSP-6400A*	108.34	RSP-6400CI*	153.59	-	-
									8	8-RSP-6200A*	103.98	-	-	-	
SI-05-3/8-14	8	1/4-20	2.00	0.501	0.745	3/8	1.438	8	2.00	RSP-8200A	103.98	RSP-8200CI	115.20	-	-
									4.00	RSP-8400A	145.57	RSP-8400CI	217.59	-	-
									12	12-RSP-8200A*	177.32	-	-	-	-
SI-06-1/2-12	8	10-32	2.00	0.670	0.601	1/2	1.250	8	2.00	-	RSP-8202CI	115.20	-	-	
SI-07-1/2-14	8	1/4-20	2.00	0.751	0.745	1/2	1.438	8	2.00	RSP-8205A	103.98	RSP-8205CI	115.20	-	-
									4.00	RSP-8405A	145.57	RSP-8405CI	217.59	-	-
SI-07-1/2-17	10 to 12	5/16-18	2.50	0.751	0.994	1/2	1.750	10	2.00	RSP-10200A	136.45	RSP-10200CI	172.80	RSP-10200S	338.55
									4.00	RSP-10400A	210.47	RSP-10400CI	307.19	-	-
									12	2.00	RSP-12200A	177.32	RSP-12200CI	255.99	-
SI-07-5/8-17	10 to 12	5/16-18	3.75	0.751	0.994	1/2	1.750	12	4.00	RSP-12400A	351.92	-	-	-	-
									2.00	RSP-12205A	177.32	RSP-12205CI	255.99	-	-
									4.00	RSP-12405A	351.92	-	-	-	-
SI-10-3/4-25	15 to 18	3/8-16	4.00	1.001	1.488	3/4	2.500	15	2.00	15-RSP-12405A	448.37	-	-	-	-
									2.50	12-RSP-15200A	177.32	-	-	-	-
									4.00	RSP-15250A	366.98	-	-	-	-

Round Jaw Material: ALUMINUM-6061-T6 Bar Stock, CAST IRON-Gray, STEEL-1018. 18" & Larger - Aluminum Casting T6
For complete list of applicable chucks, see pages 54-66. * denotes non-stock item. Please allow 1 week manufacturing time.

HARD JAWS

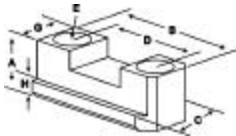
Designed for first operation roughing,
standard runout between 0.005-0.010



Group No.	Chuck Size	Critical Dimensions						Hght Inch A	Length Inch B	Width Inch C	No. of Steps	Step Height S1	Step Height S2	Step Height S3	Hard Jaw Part Number	Price Set Of 3
		Groove Width G	Key Width F	Screw Size E	Hole Space D											
SI-07-1/2-17	12	0.750	0.996	1/2	1.750	2.50	3.780	1.750	2	0.630	.620	1.250	SP-120HJ2	555.66		
SI-07-5/8-17	10 - 12	0.750	0.996	5/8	1.750	2.50	3.780	1.750	2	0.630	.620	1.250	SP-125HJ2	555.66		
SI-10-3/4-25	15	1.000	1.488	3/4	2.500	3.000	4.750	2.250	2	0.750	.750	1.500	SP-150HJ2	793.80		

Endmills
Carbide & HSS

JAW NUTS



Chuck Size	Critical Dimensions						2 Screws Included With Each Jaw Nut					
	Heel Height H	Groove Width G	Screw Size E	Hole Space D	Hght Inch A	Width Inch C	Length Inch B	Jaw Nut Part Number	Price Each	Screw Part Number	Price Each	
8	0.375	0.498	3/8-16	1.438	0.995	0.875	2.125	SP-80JN	50.05	S3/816100	1.50	
8	0.375	0.748	1/2-13	1.438	0.995	0.993	2.125	SP-85JN	50.05	S1/213150	1.50	
10 - 12	0.375	0.748	1/2-13	1.750	1.000	1.000	2.438	SP-100JN	47.12	S1/213150	1.50	
10 - 12	0.375	0.748	5/8-11	1.750	1.000	1.000	2.500	SP-125JN	47.12	S5/811150	2.50	
15 - 18	0.438	1.000	3/4-10	2.500	1.250	1.250	3.750	SP-155JN	51.54	S3/410175	3.50	
20 - 24	0.438	1.000	3/4-10	3.000	1.250	1.250	4.500	SP-215JN	54.47	S3/410175	3.50	

Drills & Taps
Reamers/Broaches



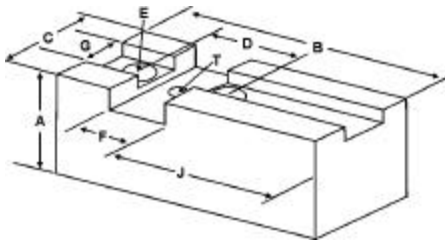
Measuring Tools
Abrasives

Call Us Today For All Of Your Machine Tool Needs!

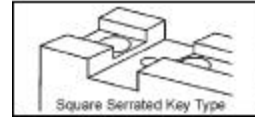
SOFT JAWS- Square Serrated Key Type

C

For Use On: S.P., Pratt Burnerd, Warner & Swasey & Other Chucks



- Supplies maximum concentricity on finish turning operations.
- Can be bored or turned to fit workpiece.
- Steel jaws can be hardened.
- Available pointed for smaller diameter parts.
- Special orders available
- Available in Aluminum, Steel & Aircraft Aluminum.



Group

SI

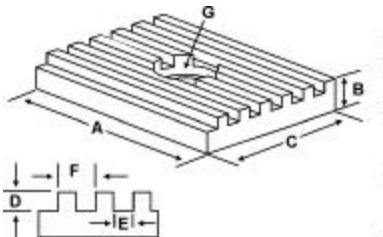
QUANTITY DISCOUNTS!
Order **5 SETS OR MORE** of the same part number soft jaws and receive a **5% DISCOUNT!**



Group No.	Chuck Size	Tap Hole T	Key to Front J	Critical Dimensions				Width Inch C	Length Inch B	Hght Inch A	ALUMINUM		STEEL	
				Groove Width G	Key Width F	Screw Size E	Hole Space D				FLAT END Part Number	Price Set Of 3	FLAT END Part Number	Price Set Of 3
SI-05-3/8-14	8	1/4-20	1.250	0.501	0.745	3/8	1.438	1.25	3.00	2.00	SP-8200AF	47.07	SP-8200F	50.52
											SP-8300AF	57.20	SP-8300F	61.24
SI-06-1/2-12	8	10-32	2.000	0.670	0.601	1/2	1.250	1.50	3.75	2.00	SP-8202AF	50.27	SP-8202F	53.74
											SP-8302AF	61.07	SP-8302F	66.25
SI-07-5/16-16	6	NONE	1.500	0.738	0.377	5/16	1.688	1.00	3.00	1.50	SP-6150AF	42.63	SP-6150F	45.93
											SP-6200AF	51.20	SP-6200F	55.12
											SP-6250AF	51.69	SP-6250F	56.07
											SP-6400AF	79.99	SP-6400F	86.79
SI-07-1/2-14	8	1/4-20	1.875	0.751	0.745	1/2	1.438	1.50	3.50	2.00	SP-8205AF	57.12	SP-8205F	61.24
											SP-8305AF	53.76	SP-8305F	58.33
											SP-8405AF*	84.66	SP-8405F*	91.85
SI-07-1/2-17	10 to 12	5/16-18	1.625	0.751	0.994	1/2	1.750	1.75	4.00	2.50	SP-10250AF	53.37	SP-10250F	56.64
											SP-10400AF	75.23	SP-10400F	79.60
											SP-12250AF	56.42	SP-12250F	59.72
											SP-12400AF	86.87	SP-12400F	91.85
SI-07-5/8-17	10 to 12	5/16-18	2.000	0.751	0.994	5/8	1.750	1.75	5.50	2.50	SP-12256AF	63.33	SP-12256F	66.99
											SP-12257AF	63.33	SP-12257F	66.99
											SP-12255AF	56.42	SP-12255F	59.72
											SP-12405AF	86.87	SP-12405F	91.85
SI-10-3/4-25	15 to 18	3/8-16	3.250	1.001	1.488	3/4	2.500	2.50	6.25	2.50	SP-15250AF	80.20	SP-15250F	84.19
											SP-15300AF	122.76	SP-15300F	133.18
											SP-15400AF	110.00	SP-15400F	138.37
											SP-15403AF*	149.25	SP-15403F	161.92
											SP-15253AF*	108.55	SP-15253F*	117.76
SI-10-3/4-30	20 - 24	3/8-16	3.250	1.001	1.488	3/4	3.000	2.50	6.25	2.50	SP-20250AF*	80.20	SP-20250F*	84.19
											SP-20400AF	110.50	SP-20400F	114.82

For "Pointed" Soft Jaws, please substitute "P" for "F" in the part number. Example: SP-8200AF will be SP-8200AP. Pointed Jaws: Up to 10" add \$3.25, 12" & over add \$6.50.
Soft Jaw Material: ALUMINUM-6061-T6 Bar Stock, STEEL-1018, "B" JAWS-7075-T6 Aircraft Aluminum
For complete list of applicable chucks, see pages 54-66. * denotes non-stock item. Please allow 1 week manufacturing time.

MASTER KEYS



Chuck Size	Critical Dimensions				Width Inch C	Hght Inch B	Length Inch A	Master Key Part Number	Price Each
	Screw Size G	Pitch F	Slot E	Depth D					
8	1/4	0.200	0.098	0.101	0.744	0.375	1.313	SP-80SQK	21.95
8-SP	1/4	0.155	0.075	0.101	0.744	0.435	1.406	SP-80CAK	21.95
10 - 12	5/16	0.250	0.124	0.130	.993	0.500	1.688	SP-120SQK	24.38
15 - 18	3/8	0.250	0.124	0.130	1.487	0.500	2.000	SP-150SQK	27.43
15 - 18	3/8	0.250	0.124	0.130	1.487	0.500	2.250	SP-180SQK	28.04
20 - 24	3/8	0.250	0.124	0.130	1.487	0.500	2.500	SP-210SQK	30.48

Call Us Or Visit Our Website For Our Complete Selection!

2005-06 Product Catalog

43

Soft, Round & Hard Jaws

5C, 16C, CHICK Collet Chucks

Precision ER Collets Coolant & Tapping

Drill Chucks Tapping Equip

Spade Drills HSS/Carbide Inserts

Carbide Tools Micro 100

Knurling Tools Bandsaw Blades

Flat Stock/Drill Rod Tooling Components