

LIVE CENTERS

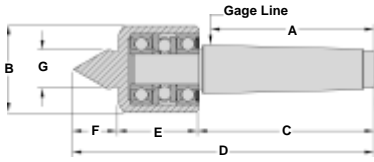
D

VALUE-TURN LIVE CENTERS



FEATURES:

- ±0.0001" TIR Guaranteed.
- Excellent for light/medium duty work on manual and CNC lathes.
- Dual radial bearings and a thrust bearing combine to produce solid load ratings.
- One-piece point/case is hardened for long life.
- Sealed rear bearing protects assembly from coolant and chips.

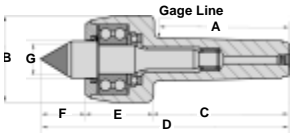


Taper	A	B	C	D	E	F	G	Max Rpm	Weight Of Workpiece	Thrust Load	Part Number	Price Each
1 MT	2-1/8"	1-11/16"	2-3/8"	4-13/16"	1-9/16"	7/8"	3/4"	5,000	390 lbs	3,730	ROY-10851	\$101.92
2 MT	2-9/16"	1-11/16"	2-13/16"	5-1/4"	1-9/16"	7/8"	3/4"	5,000	390 lbs	3,730	ROY-10852	\$110.74
3 MT	3-3/16"	1-11/16"	3-7/16"	5-7/8"	1-9/16"	7/8"	3/4"	5,000	390 lbs	3,730	ROY-10853	\$117.60
4 MT	3-1/16"	2-7/16"	4-7/16"	7-11/16"	2-1/32"	1-3/16"	1-1/8"	4,500	750 lbs	4,990	ROY-10854	\$144.06
5 MT	4-3/16"	2-7/16"	5-9/16"	8-13/16"	2-1/32"	1-3/16"	1-1/8"	4,500	750 lbs	4,990	ROY-10855	\$163.66

SPINDLE TYPE LIVE CENTERS

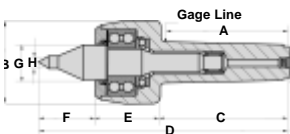
FEATURES:

- ±0.0001" TIR Guaranteed.
- Excellent for medium/heavy duty work on manual and CNC lathes.
- A thrust bearing provides high axial load capacity.
- Hardened point and body provide extra strength, rigidity and long life.
- Front radial bearings provide high radial load capacities for turning heavy parts.



Standard Point

Taper	A	B	C	D	E	F	G	Max RPM	Weight of Workpiece	Thrust Load	Part Number	Price Each
2 MT	2-9/16"	1-3/4"	2-13/16"	5-9/32"	1-7/16"	11/32"	7/8"	6,000	725	2,360	ROY-10102	\$262.64
3 MT	3-3/16"	2-3/8"	3-7/16"	6-13/32"	1-3/4"	1-1/4"	1"	5,000	970	3,900	ROY-10103	\$297.92
4 MT	4-1/16"	2-3/4"	4-7/16"	7-7/8"	1-31/32"	1-1/2"	1-1/4"	4,500	1,720	4,050	ROY-10104	\$384.16
5 MT	5-3/16"	3-1/2"	5-9/16"	10-1/4"	2-13/16"	1-7/8"	1-1/2"	3,500	3,260	5,700	ROY-10105	\$530.18
6 MT	7-1/4"	4-5/32"	7-3/4"	13-7/32"	3-5/32"	2-5/32"	2"	3,500	4,080	6,000	ROY-10106	\$991.76



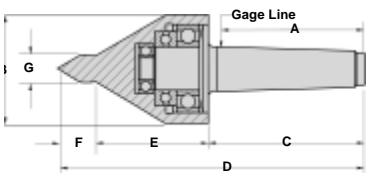
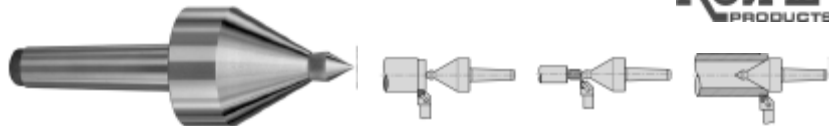
CNC Point (For extra tool clearance)

Taper	A	B	C	D	E	F	G	H	Max RPM	Weight of Workpiece	Thrust Load	Part Number	Price Each
2 MT	2-9/16"	1-3/4"	2-13/16"	5-5/8"	1-7/16"	1-3/8"	7/8"	3/8"	6,000	375	2,360	ROY-10212	\$262.64
3 MT	3-3/16"	2-3/8"	3-7/16"	7-1/16"	1-3/4"	1-7/8"	1"	3/8"	5,000	740	3,900	ROY-10213	\$310.66
4 MT	4-1/16"	2-3/4"	4-7/16"	8-5/8"	1-31/32"	2-7/32"	1-1/4"	1/2"	4,500	1,120	4,050	ROY-10214	\$390.04
5 MT	5-3/16"	3-1/2"	5-9/16"	11"	2-13/16"	2-5/8"	1-1/2"	1/2"	3,500	1,930	5,700	ROY-10215	\$530.18
6 MT	7-1/4"	4-5/32"	7-3/4"	13-29/32"	3-5/32"	3"	2"	3/4"	3,500	2,420	6,000	ROY-10216	\$1001.56

VERSA-TURN LIVE CENTERS

FEATURES:

- ±0.0001" TIR Guaranteed.
- A great all-around live center.
- Excellent for general shop use on all manual lathes.
- Dual radial bearings provide good workpiece weight capacities.
- Thrust bearing provides high axial load capacities.

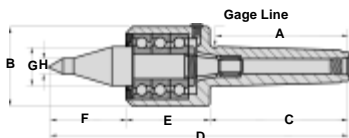


Taper	A	B	C	D	E	F	G	Max RPM	Weight of Workpiece	Thrust Load	Part Number	Price Each
2 MT	2-9/16"	2-1/8"	2-13/16"	5-3/4"	2-3/16"	3/4"	1/2"	5,000	330 lbs	2,160	ROY-10831	\$196.98
3 MT	3-3/16"	2-1/8"	3-7/16"	6-3/8"	2-3/16"	3/4"	1/2"	5,000	330 lbs	2,160	ROY-10832	\$203.84
3 MT	3-3/16"	2-1/2"	3-7/16"	6-15/16"	2-9/16"	15/16"	5/8"	4,000	685 lbs	5,000	ROY-10833	\$230.30
4 MT	4-1/16"	2-1/2"	4-7/16"	7-15/16"	2-9/16"	15/16"	5/8"	4,000	685 lbs	5,000	ROY-10834	\$237.16
4 MT	4-1/16"	3-3/8"	4-7/16"	8-11/16"	3-1/8"	1-1/8"	3/4"	3,500	1,165 lbs	5,700	ROY-10835	\$323.40
5 MT	5-3/16"	3-3/8"	5-9/16"	9-13/16"	3-1/8"	1-1/8"	3/4"	3,500	1,165 lbs	5,700	ROY-10836	\$339.08

HIGH SPEED LIVE CENTERS

FEATURES:

- ±0.0001" TIR Guaranteed.
- Excellent for grinders and CNC lathes.
- A true high-speed live center-up to 12,000 RPM.
- Lubricated with lightweight spindle oil instead of grease.
- Hardened point provides extra strength and long life.



Taper	A	B	C	D	E	F	G	H	Max RPM	Weight of Workpiece	Thrust Load	Part Number	Price Each
2 MT	2 9/16	1-3/4	2-13/16	6-19/32	2-3/64	1-3/4	7/8	3/8	12,000	180 lbs	650	ROY-10682	\$479.22
3 MT	3 3/16	1-3/4	3-7/16	7-7/32	2-3/64	1-3/4	7/8	3/8	12,000	180 lbs	650	ROY-10683	\$496.86
4 MT	4 1/16	2-1/2	4-7/16	9-5/8	2-11/16	2-1/2	1-1/4	1/2	12,000	525 lbs	1,380	ROY-10684	\$590.94
5 MT	5 3/16	2-1/2	5-9/16	10-3/4	2-11/16	2-1/2	1-1/4	1/2	12,000	525 lbs	1,380	ROY-10685	\$615.44

Call Us Or Visit Our Website For Our Complete Selection!

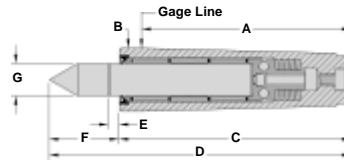
2005-06 Product Catalog

LIVE & DEAD CENTERS

D

SPRING TYPE LIVE CENTERS

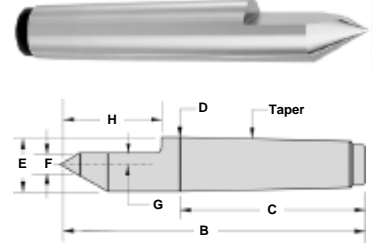
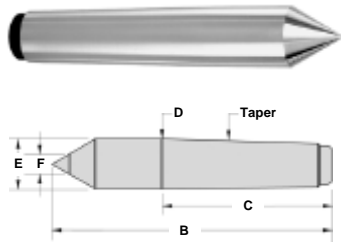
- ± 0.0001 " TIR guaranteed..
- Ultra low-profile body provides outstanding tool clearance.
- Unique spring-loaded design compensates for thermal expansion of the workpiece by allowing the point to slide axially as the part grows.
- Axial loads are handled by a special thrust bearing located between the point and springs.
- Body and point are hardened for wear resistance and long life.



Taper	A	B	C	D	E	F	G	Spring Travel	Max RPM	Weight of Workpiece	Thrust Load	Part Number	Price
2MT	2 9/16	.700	3 1/16	3 15/16	1/8	7/8	3/8	1/8	5,000	540	150.00	ROY-10522	\$162.68
3MT	3 3/16	.938	3 11/16	4 27/32	5/32	1 5/32	9/16	5/32	5,000	940	315.00	ROY-10523	\$189.14
4MT	4 1/16	1.231	4 9/16	5 15/16	3/16	1 3/8	5/8	3/16	4,500	1400	435.00	ROY-10524	\$226.38
5MT	5 3/16	1.748	6 1/16	8 1/16	3/16	2	1 3/32	3/16	4,500	2340	785.00	ROY-10525	\$334.18

DEAD CENTERS

- ± 0.0001 " TIR guaranteed..
- Excellent for grinding and high-precision turning applications.
- Solid centers are made of high-speed steel and hardened to Rc 61-63 for excellent wear-resistance and long life.
- Carbide-tipped models are made from high-carbon alloy steel.
- A regrind line shows the maximum allowable regrind range on the carbide-tipped models.
- Half centers are relieved for clearance.



Morse Taper

Taper	B	C	D	E	F	G	H	Steel Point		Carbide Tipped		1/2 Steel Point		1/2 Carbide Tipped	
								Part Number	Price	Part Number	Price	Part Number	Price	Part Number	Price
1 MT	3-5/16"	2-1/8"	.475"	.475"	1/4"	3/32"	1"	ROY-11001	42.14	ROY-11002	53.90	ROY-11003	53.90	ROY-11004	62.72
2MT	4-3/16"	2-9/16"	.700"	.700"	3/8"	3/16"	1-3/8"	ROY-11011	47.04	ROY-11012	60.76	ROY-11013	60.76	ROY-11014	71.54
3MT	5-1/4"	3-3/16"	.938"	.938"	1/2"	7/32"	1-11/16"	ROY-11021	71.54	ROY-11022	83.30	ROY-11023	83.30	ROY-11024	93.10
4MT	6-3/4"	4-1/16"	1.231"	1.231"	1/2"	1/4"	2-1/4"	ROY-11031	102.90	ROY-11032	108.78	ROY-11033	108.78	ROY-11034	120.54
5MT	8-1/2"	5-3/16"	1.748"	1.748"	5/8"	3/8"	2-3/4"	ROY-11041	153.86	ROY-11042	169.54	ROY-11043	169.54	ROY-11044	178.36
6MT	11-1/2"	7-1/4"	2.494"	2.494"	7/8"	1/2"	3-1/2"	ROY-11051	268.52	ROY-11052	321.44	ROY-11053	321.44	ROY-11054	435.12

TOOLMAKER'S LIVE CENTER SET

- Royal Toolmaker's set includes: changeable-point live center, all five point styles and one additional #3 standard 60° male point.
- Wooden case provides a convenient way to store and protect the center and points when not in use.
- All points in the set are ground and serialized to the same live center.




Taper	Part Number	Set Price
2MT	ROY-10302	\$747.74
3MT	ROY-10303	\$796.74
4MT	ROY-10304	\$1057.42
5MT	ROY-10305	\$1090.74

CENTER DRILL HOLDER



A Big Time Saver!



It gets into spaces that others can't even begin to. Because the holder is configured and located in the lathe turret like an OD turning tool, the only thing protruding in front of the turret face is the tip of the center drill. As a result, the center drill can be programmed to drop into the space between the end of the part to be center drilled and the tip of the live center in the retracted position, a space less than the travel on most tailstock quills. For shaft work, the part can be faced and center drilled and then the tailstock quill can be advanced to support the workpiece between centers for heavy duty OD finishing. The time consuming process of stopping the machine to reposition either the workpiece or the tailstock during the machining cycle is completely eliminated.

The 3/4" and 1" kits come complete with 1/2" OD bushings to accommodate standard center drills from #1 to #6. Bell type center drills for #11 to #16 and spotting centers up to 1/2" diameter. The 1 1/4" kit comes complete with (5) 3.4" OD bushings of your choice.

Shank	Max. Center Diameter	Part Number	Price Each
3/4"	1/2"	ED-CDH-750-500	\$156.75
1"	1/2"	ED-CDH1-500	\$175.75
1-1/4"	3/4"	ED-CDH1-250-750	\$185.25

Call Us Today For All Of Your Machine Tool Needs!

2005-06 Product Catalog